

## How to sign up for advanced training materials (Litmos):



### WHERE to go

The Clinical Innovations Education page can be found here: <https://clinicalinnovations.com/education/>

- Each product specific Litmos module can be found under 'Advanced Training Materials (Litmos)' in each product view on the education page.

The Litmos (advance training) login request can be found [here](#).



### WHAT you'll need

You will need internet connection and a computer (mobile and tablets can be used, although some content may not display correctly). A notepad and pen may come in handy whilst completing the training modules.



Please use Google Chrome to ensure best user experience.



### WHO you can contact

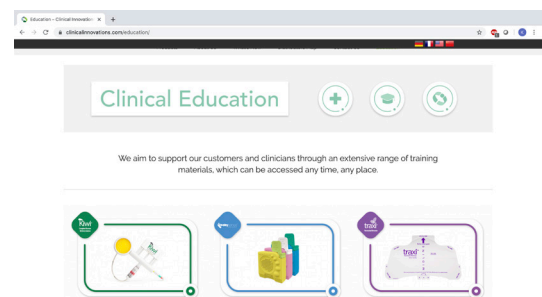
If you have any issues using the Education page or Litmos, then please contact a member of our marketing team at [cimarketing@laborie.com](mailto:cimarketing@laborie.com)

## How to sign up to Litmos: Steps

1


Firstly visit the education page, which can be found on the Clinical Innovations website:

<https://clinicalinnovations.com/education/>



2

You can then find the submission portal to request your Litmos login details by clicking the green button found under 'Advanced Training Materials (Litmos)' in each product view. You can also find this button with more info at the bottom of the Education page.



#### This module features:

- Clinical Introduction
- VAD Lecture by Dr Ross McQuivey
- XRay e-Simulation program
- Post Assessment
- FAQ (covering scores)
- Certificate

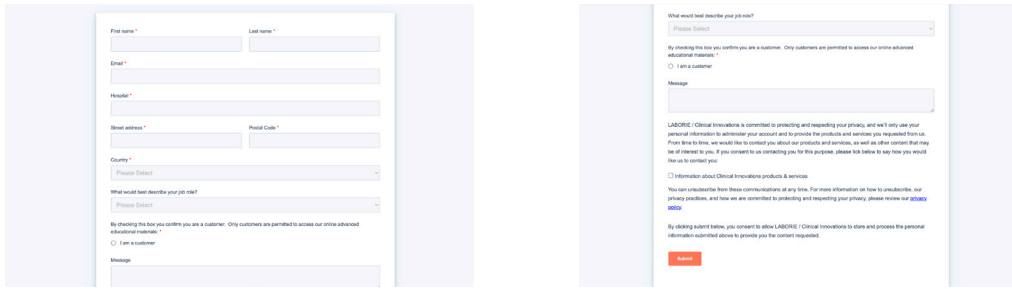
Kiel Training For Health Care Professionals - Litmos Modules



By clicking the button above you will be able to request access to Litmos, a learning management system we use to store more in-depth training modules. Your request will be processed swiftly by a member of our team and you will receive an email to allow you to log into the system. Once you have gained access you will be able to carry out additional online training and can be awarded a certificate upon completion.

3

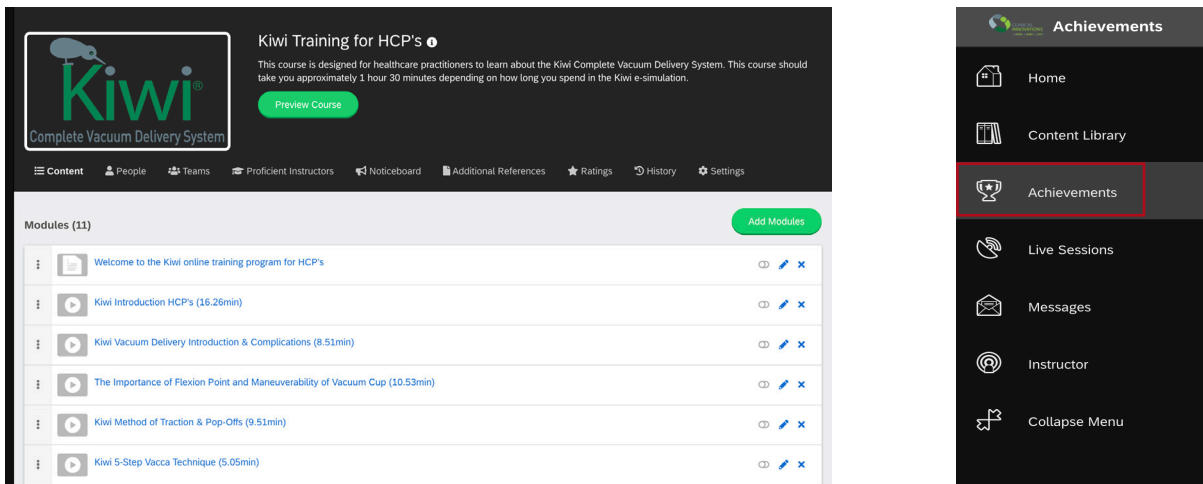
Following this, a new window will open with the login request form. Here you can fill in your details (name, contact details, the hospital you work at, location. Etc.) and whether you would like to opt in or out of email correspondence.



Once you have filled in your details and submitted your response there will be a short waiting period while a member of our team processes your information. You will be notified by email once your Litmos account has been created and you have been allocated the advanced training materials.

4

After receiving the email containing your Litmos account details, you will be able to login and access the training modules stored in Litmos. Here is an example below of the module view:



Upon the completion of each module you will receive a certificate to verify that you have passed. This can be found in the achievements tab in the menu to the left of the dashboard or below the product logo in the module overview (this will only appear after completion).

5

Additional training materials are available for certain products, please consult your local representative for more information.



Enjoy your learning experience!

